

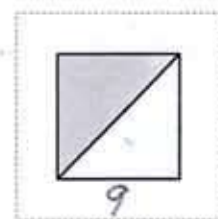
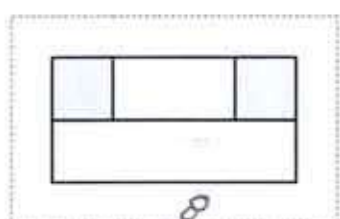
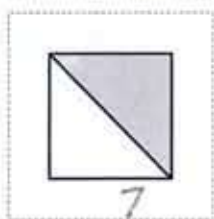

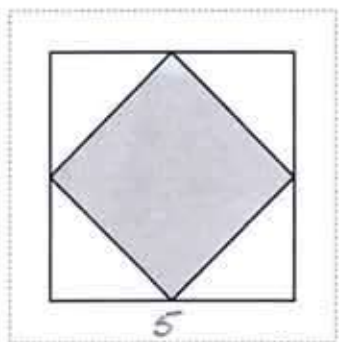
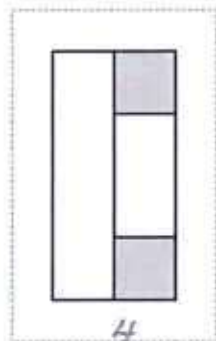
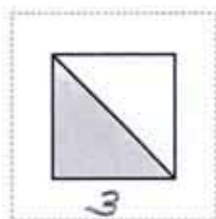
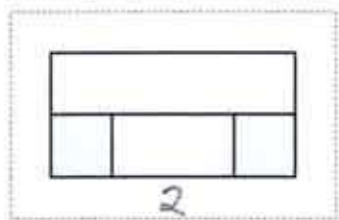
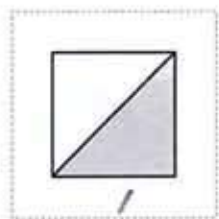

January 14, 2014

12 1/2" unfinished block found

In the book "the Union Quilters"

By Jennifer Chiaverini.

## campfire



1 & 9--make 2- 3 1/2" half sq. triangle with bkgrd & red.  
2-- 4" sq's put face to face, draw a diagonal line from  
corner to corner. Sew 1/4" on each side of line. Will make  
2 -- 3 1/2" sq. Trim if needed.

3 & 7--make 2- 3 1/2" half sq. triangle with bkgrd & green.

2 & 8-- cut from bkgrd 2- 2" x 6 1/2 strips

And 2- 2" x 3 1/2 strips

From lt blue cut 2 - 2" sq's.

Sew the blue to the 3 1/2" strip, then sew the 6 1/2" to the 3 1/2" w/blue,  
To make a 6 1/2" x 3 1/2" piece.

4 & 6 same as above only use a 2" sq of drk blue.

5 center, from bkgrd cut 2- 4" sq's . Cut diagonally once.

Cut a 4 3/4" sq from the red. Sew the triangles to the sides of  
red sq.

To make a 6 1/2" sq.

